



Highest Ranked DCC in the Industry



82 East Main Street
Webster, NY 14580
USA

NCE Power CAB

Power Cab - 5240025

An entire DCC system in the palm of your hand! This two Amp system can operate three or four HO sized trains, or four N scale trains. The Power Cab™ provides all of the capability and ease of use that you've heard about in our Power Pro™ system at an entry level price. Installation is a snap. Hook two wires to your track and plug in the cab. You're off and running trains! Even includes its own 110V/240V power supply.



SB5 Smart Booster - 5240027

Add this five amp booster to the Power Cab™ system to operate more trains with up to six walk-around cabs. NCE radio compatible. Allows walk-around operation with original Power Cab™. Also converts to regular booster mode when you expand your system. Includes a 5 Amp DC Power Supply.

DB5 Booster - 5240028

Five Amp booster. Can be used with most brands of DCC systems. Includes a 5 Amp DC Power Supply.



CP6 Circuit Protection -
5240227

Circuit protection for up to 6 sections of your railroad. Operates with ANY DCC system. Factory set to 1 Amp per section. Sections can be connected together for more power per section.

CP6 Replacement Lamps

Pack of 6 replacement lamps for the CP6 circuit protector.
1 Amp Replacement Lamps - 5240229



Auto-SW™ - 5240226

The Auto-SW adds a separate program track to your Power Cab system. Prevents accidental programming of ALL locos on your track when using Program Track mode. Automatically disconnects your main line when in Program Track mode (does not affect Program on Main). Compatible with ALL DCC systems such as Digitrax™ Big Boy, Empire Builder and Bachmann EZ-Command™.

USB Interface for Power Cab - 5240223

Add this USB computer interface for computer programming and/or operation of your Power Cab equipped layout. Requires USB cable, computer and railroad computer program such as JMRI Decoder Pro and Panel Pro.



Mini Panel

Block Detection, Routing, and Automation Control.



Mini Panel - Routing and Automation Controller - 5240230

Use this device to build your control panels with greatly simplified wiring. Just connect pushbuttons, track trips, or block detectors to the Mini Panel™. Issue turnout routing macros, individual turnout commands or CTC signal commands by pushing one button. Set up is easy, just plug in a Pro Cab™ and answer menu questions.

BD20 - Block Detector Module - 5240205 Detects DCC current being drawn in a block. Connects to AIU01, Mini Panel and most commercial signal systems.

BD20



AIU01 Auxiliary Input Unit - 5240200

The Auxiliary Input Unit provides connection of block occupancy detectors, switch position relays, etc. for purposes of signaling and/or computer control of your layout. Simply plugs in to the Cab Bus.



AIU01

System Wiring Aids

UTP-CAT5 Bus Panel - 5240234 (recommended)

UTP-CAT5 - Same 6 wire connectors in front as our UTP but allows use of **off-the-shelf CAT5** cables to connect panel-to-panel at rear. Can mix and match with our standard UTP below.

UTP Cab Bus Panel - 5240207

This is our low cost, easy to use cab bus panel. All **four RJ-12** jacks are wired in parallel for easy plug and play use. Includes a black anodized fascia plate.

Cable Adapter - 5240235


Adapts 8 wire CAT5 wire to 6 wire RJ cable.

UTP Panel



UTP or CAT5

UTP-CAT5 Panel



Cable Adapter



Expansion Port for:

- Extra Walk Around throttles, full featured or Engineer style
- Computer Control
- Automation Devices
- **GROWS with your Layout - the *Nothing Wasted Growth Path***

DCC Twin

DCC Twin™ - 52400046

The DCC Twin is perfect to go along with your first Train Set. Operate **TWO Trains at once. Two wires to the track and you're off and running TRAINS.** Includes Power Supply.

The DCC Twin is designed for two train operation on small layouts. It can be expanded to several trains with the addition of NCE add-on throttles. Up to six additional add-on throttles can be used with the Twin. Includes a full 3 Amp DC Power Supply

Systems



Power Pro™ - 5240001

This 5 Amp starter set has everything you need to get DCC equipped trains up and running (except power transformer, see P515). It includes the user friendly Pro Cab™. You can be up and running in less than 20 minutes. PH-Pro “System Box” available separately, part number 524022.

Power Pro-R™ - 5240002

The Power Pro-R starter set is a radio equipped Power Pro system. It is designed to eliminate the need for a tethered throttle. Up to 60 radio and tethered cabs can be used simultaneously.

Power Pro 10™ - 5240006

The PH-10 has all the same features as our Power Pro 5 Amp system described previously, but with a whopping 10 Amps of power for O-Scale and Large Scale (G) layouts. Requires 18V, 10 Amp power supply(see 5240241). NOT recommended for HO / N.

Power Pro 10-R™ - 5240007

The Power Pro 10-R is a radio equipped system. It is designed to eliminate the need for a tethered throttle. Up to 60 radio and tethered cabs can be used simultaneously. NOT recommended for HO / N.

PB-5 Five Amp Power Booster - 5240045

5 Amp Power Booster with Internationally approved 13.8v/12v DC Power Supply. The PB-5 provides true 5 Amps of continuous voltage to your track.

PB-110a Ten Amp Power Booster - 5240005

10 Amp Power Booster with Automatic-Reverse-Loop capability. Recommended for O, G and other large scales. The PB-110a provides true 10 Amps of continuous voltage to your track. Enough to handle lash-ups of the largest locomotives. A 10 amp power supply such as our "Brutus" 5240241 is required

Packet Analyzer - 5240231

Use the NCE Packet Analyzer and your computer to view DCC packets being sent by any DCC system. Selectively filter out idle, reset, accessory, function and/or speed packets. Information can be displayed in hexidecimal or our special "verbose" mode that makes it easy to decipher track activity. Requires PC, Mac, or Linux computer with terminal program and 9 pin serial cable. Can also be used to monitor NCE Cab Bus activity.

RB02 - Radio Base Station - 5240023

Second generation two way wireless for DCC. Will handle up to 48 wireless cabs. All features of your cabs are available without plugging in! Radio equipped cabs automatically switch from radio mode to tethered mode when plugged in. A seven foot hook up cable is included.

RPT1 - Radio Repeater - 5240024


Increase the saturation of the radio signal in hard to reach areas. Up to 4 Repeaters can be used. A forty foot hook up cable is included. Requires the use of one RB02 Radio Base Station.

Decoder Installation

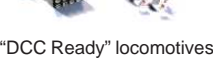
Accessories

DTK - Decoder Tester - 5240219

Perfect companion to DCC installation and operation, the decoder tester works with **ANY** DCC decoder. Test for motor forward, reverse, functions 0F, 0R, F1, and F2.



LED Pack - 5240218
The LED pack provides ten "Golden Glow" white LEDs.



Plug Pack - 5240211
Ten pack of the NMRA eight-pin connectors used in many "DCC Ready" locomotives and accessories.

Cabs



Pro Cab - 5240010

Our Deluxe Pro Cab provides the most user-friendly access to all NCE system features. Uncomplicated menus on the easy to read, back-lit LCD display guide you through the most advanced operations with a minimum of fuss. Our **Pro Cab-R™** - 524011 is also available radio equipped.

Engineer/Operator Cabs

The **Cab04p™** - 5240012, and **Cab06™** - 5240039 are our most popular engineer cabs. All of these cabs feature easy selection of locos/consists, single button operation of decoder functions, momentary HORN button.

The **Cab06™** series cabs have a four digit read-out and three levels of additional operations. The **Cab06™** - 5240039 and **Cab06r™** - 5240040 (radio equipped) have an encoder type speed knob. The **Cab06p™** - 5240043 and **Cab06pr™** - 5240044 (radio equipped) cab have a potentiometer type speed knob. The **Cab04p™** uses a more conventional potentiometer for speed control. Our **Cab04pR™** - 5240013 is available radio equipped.

Accessory Decoders

Switch-It MK2 - 5240154


All new design with onboard display and jumperless programming. Control two Tortoise™ or similar stall motor switch machines. Switch-It remembers the position of your switches during power outages. Each output of the decoder can have a completely different accessory address. The Switch-It™ provides connections for "local control" pushbuttons. You can control switches from your cabs *and* your control panels.



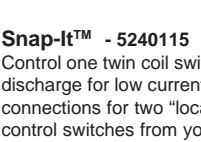
Switch-8 MK2 - 5240151
All new design with onboard display and jumperless programming. Control eight Tortoise™ or similar stall motor switch machines. Each output of the decoder can have a completely different accessory address. Onboard programming display. Optional external power and control connections.

Button Board - 5240152

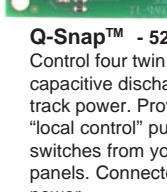
Add-on for Switch8-Mk2 to add local pushbutton control



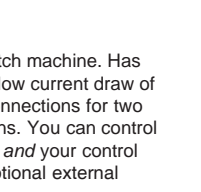
Q-Snap™ - 5240153
Control four twin coil switch machine. Has capacitive discharge for low current draw of track power. Provides connections for two "local control" pushbuttons. You can control switches from your cabs *and* your control panels. Connector for optional external power.




Snap-It™ - 5240115
Control one twin coil switch machine. Has capacitive discharge for low current draw of track power. Provides connections for two "local control" pushbuttons. You can control switches from your cabs *and* your control panels.



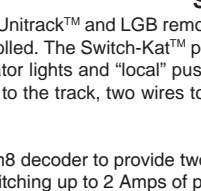
Switch-Kat™ - 5240116
Kato Unitrack™ and LGB remote control turnouts can now be DCC controlled. The Switch-Kat™ provides connections for switch position indicator lights and "local" pushbuttons. Simple installation, two wires to the track, two wires to the switch.



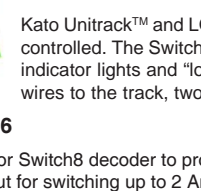
Dual Relay - 5240236
Connects to a Switch-It or Switch8 decoder to provide two SPDT or one DPDT relay output for switching up to 2 Amps of power



D408SR - 5240111
4 Amp (8 Amp peak) decoder for S, O and large scale with connectorized wire harnesses. Eight function outputs. Size: 2.35" x 1.2" x 0.35".



ATL-O - 5240141
Plug and Play decoder for Atlas-O locomotives. Also fits some Weaver and others with the "Dog Bone" circuit board. Size: 2.75" x 1.00"



D808 High Current Decoder - 5240112
This Silent Running™ decoder is specifically designed for high stall current large scale locomotives such as those produced by USA Trains and Charles Ro. The decoder has 8 function outputs each capable of ½ Amp and a stall rating of 30 Amps with 8 Amps average running current. It measures 3.7" x 1.4" x 0.6".

Power Supplies and Short Circuit Protection

P114 Power Supply - 5240221 A replacement DC power supply for the Power Cab system and other model railroad uses. Input 120/ 240VAC, output 13.5VDC.

P314 - Power Supply - 5240239
Three Amp DC Power Supply used with the DCC Twin.

P514 - Power Supply - 5240238 13.8VDC/12VDC, Five Amp Power Supply used with the SB5, DB5, PB5 Boosters.

P515 - Power Supply - 5240215
Five Amp Power Transformer used with the Power Pro Command Station systems.

BRUTUS 10 Amp, 18 VAC Transformer - 5240241
This product is designed to be used with the PH10, PH10r and PB110. Brutus comes pre-wired to power the 10 Amp PB110 Booster.

EB1 - Electronic Circuit Breaker 5240225
Provides short circuit protection for a single power district. Can be used with any DCC command system rated at 3 to 10 Amps.

Locomotive Decoders

Z14SR wired in by user- 5240129
Our smallest decoder 1 Amp rating and four function outputs. Size: 0.34" x 0.57" x 0.13".

N12SR wired in by user- 5240119
1 Amp rating and two function outputs. Size: 0.34" x 0.6" x 0.11".

N14SR wired in by user - 5240131
Four function 1 amp N sized decoder (1.15" x 0.34" x 0.12") with wire harness.

N14SRP 8 pin plug in- 5240132
Four function 1 amp N sized decoder (1.15" x 0.34" x 0.12") with 8 pin NMRA connector at the end of a wire harness.

N12A0e - 5240127
Plug and Play decoder for the N scale Inter-Mountain Tunnel Motor. Golden Glow LEDs are included and installed.

N12A0 - 5240120
Plug and Play decoder for the N scale Atlas GP40-2, U25B, B23-7, 30-7, 36-7, GP38, SD25, Trainmaster, etc. Golden Glow LEDs are included and installed.

N12A1 - 5240122
Plug and Play decoder for the N scale Atlas SD50, SD60M, SD60. Golden Glow LEDs are included and installed.

NH15/16-44 - 5240159
Plug and Play decoder for the N scale Atlas H15-44 and H16-44

N14IP - 5240128 Direct plugin, (1.15" x 0.34" x 0.12") four function decoder for Con-Cor N Scale PA1, 4-8-4 and other locos with 8 pin sockets. Also fits BlueLine HO locomotives.

NAV0 - 5240137
Made to fit the Atlas N scale VO1000 loco with two functions.

N12K0A - 5240126
Made to fit the Kato N scale P-42, PA-1 and E-8.

N12K0B - 5240143
Made to fit the Kato N scale F3A and B.

O and Large Scale Decoders

D408SR - 5240111
4 Amp (8 Amp peak) decoder for S, O and large scale with connectorized wire harnesses. Eight function outputs. Size: 2.35" x 1.2" x 0.35".

ATL-O - 5240141
Plug and Play decoder for Atlas-O locomotives. Also fits some Weaver and others with the "Dog Bone" circuit board. Size: 2.75" x 1.00"

D808 High Current Decoder - 5240112
This Silent Running™ decoder is specifically designed for high stall current large scale locomotives such as those produced by USA Trains and Charles Ro. The decoder has 8 function outputs each capable of ½ Amp and a stall rating of 30 Amps with 8 Amps average running current. It measures 3.7" x 1.4" x 0.6".

HO/Sized Wire-in and Plug-in

Decoders

D13SR - 5240100
1 Amp (1.3 Amp peak) rating and four function outputs. Size: 1.35" x 0.63" x 0.11" with 4" wires. Also available in packs of 4 and 10.

D13SRP - 5240102
1 Amp (1.3 Amp peak) rating, four function outputs, and eight-pin plug. Size: 1.35" x 0.63" x 0.11". Includes 4" wire harness.

D13SRJ - 5240124
1 Amp (1.3 Amp peak) rating, four function outputs, and nine-pin plug. Size: 1.50" x 0.63" x 0.25". Includes 8" wire harness. Also available in 4 packs.

D15SR - 5240104
This HO sized decoder with nine-pin plug and 8" wiring harness for easy installation. With 1 Amp (1.3 Amp peak) motor drive and four function outputs. Size: 1.00" x 0.63" x 0.25".

D15SRP - 5240105
This HO sized decoder with nine-pin to eight-pin wiring harness provides easy installation. With 1 Amp (1.3 Amp peak) motor drive and four function outputs. Size: 1.00" x 0.63" x 0.25".

HO Sized Plug and Play Decoders


D14SR - 5240103
This HO sized decoder is designed for the Kato RS2/RSC2 and C44-9, Stewart VO-1000, InterMountain F7, Atlas U23B and U30B locomotives in HO Scale. The easiest installation possible, just plug it in! 1 Amp rating (1.3 Amp peak). Six function outputs. Size: 0.80" x 0.65" x 0.110".

DA-SR - 5240106
Easy installation in many locomotives with Kato drive mechanisms such as Atlas/Stewart/Kato and Proto 1000. This decoder has five function outputs. Size: 2.85" x 0.65" x 0.125" (thin).


SW9-SR - 5240110
This decoder is made to fit the LifeLike HO Scale SW9/ SW1200 switcher. Easy installation exactly replaces the existing PC board in the locomotive. No need to remove the weight. The decoder provides a means to install a white LED or 12 Volt bulb as the headlight. Three function outputs. Size: 0.100" thick - fits P2K SW8/SW9/SW1200.

BachDsl - 5240139
Replace the noisy, poor running decoder in Bachmann's "DCC Equipped" diesels with our new four function decoder designed for smooth, quiet operation.

No HALT Insurance Modules.
Simple two wire hookup to any DCC decoder. Eliminates stalling due to dirty track or dead spots. Available in different Policies or pre-installed on our most popular decoders.




Small - Can run an HO loco 8 feet without power - 5240148 - \$27.95
Dimensions: 1.25" x 0.64" x 0.29"

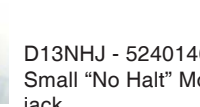


Medium - Can run an HO loco for 24 feet without power 5240149 - \$29.95
Dimensions: 2.14" x 0.64" x 0.4"

NCE DCC Decoders with No Halt Insurance factory installed.



D13NHP - 5240147 \$49.95 a D13SRP with Small "No Halt" Module Installed. 8 pin plug



D13NHJ - 5240146 \$46.95 a D13SRJ with Small "No Halt" Module Installed. 9 pin jack.